

LINEA
Fate

Supporto modulare 1800 x 350 mm

Modular support 1800 x 350 mm



Questa soluzione è indicata per creare, a piacere, una linea di sospensioni su supporto modulare in ottone anticato. L'azienda fornisce il supporto modulare con dimensioni standard di 1800 mm. x 350 mm. ma, in presenza di superfici con livelli diversi o in presenza di soffitti pendenti o altro, il supporto modulare può essere realizzato su specifica, in base alle necessità dell'acquirente o della funzione che è destinato ad assolvere. Le sospensioni sono regolabili in altezza al momento dell'installazione. Sono fornite con cavo lungo 3 metri. Sono collocate su doppio binario mediante una sfera che permette il loro posizionamento e/o spostamento. L'insieme può essere composto dallo stesso tipo di FATA come da FATE diverse. Sono da ordinare a parte accessori quali il rosone multiplo, la multipresa o l'eventuale spina elettrica.

This solution is indicated to create, as desired, a line of pendants on modular support in antiqued brass. The Company provides the modular support with standard dimensions of 1800 mm. x 350 mm. but, for surfaces with different levels or for sloping ceilings or other, the modular support can be customized made, according to the needs of the buyer or to its specific function. Pendants are adjustable in height at the time of installation. They are supplied with a 3-meter-long cable. They are placed on a double track through a sphere that allows their positioning and/or movement. The set can be composed of the same type of Fairy as of different Fairies. Accessories as the multiple canopy, the multi - socket and plug must be ordered separately.



Insieme composto da:
Set made of:

- 1) Art. ROS5/NM
- 1) Art. AM1800/350/CUSTOM
- 1) Art. LF5/AM/NM
- 1) Art. LF1/AM/NM
- 1) Art. LF2/AM/NM
- 1) Art. LF4/AM/NM
- 1) Art. LF3/AM/NM



Sono collocate su doppio binario mediante una sfera che permette il loro posizionamento e/o spostamento.

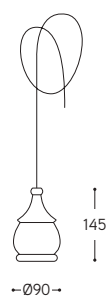
They are placed on a double track through a sphere that allows their positioning and/or movement.

Insieme composto da:
Set made of:

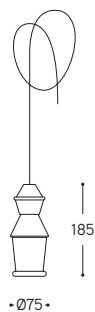
- 1) Art. PRESA7/BL
- 5) Art. PLUG
- 1) Art. AM1800/350
- 1) Art. LF3/AM/BM
- 1) Art. LF4/AM/BM
- 1) Art. LF1/AM/BM
- 1) Art. LF2/AM/BM
- 1) Art. LF5/AM/BM



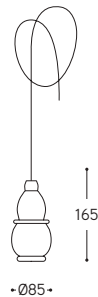
Art. LF1/AM/...



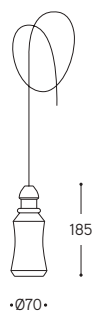
Art. LF2/AM/...



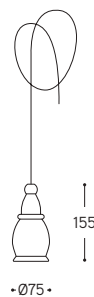
Art. LF3/AM/...



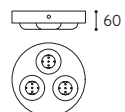
Art. LF4/AM/...



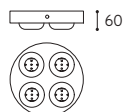
Art. LF5/AM/...



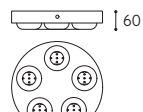
PRESA3/...



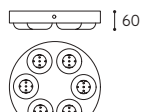
PRESA4/...



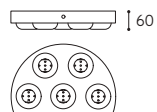
PRESA5/...



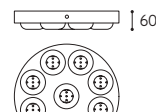
PRESA6/...



PRESA7/...



PRESA9/...



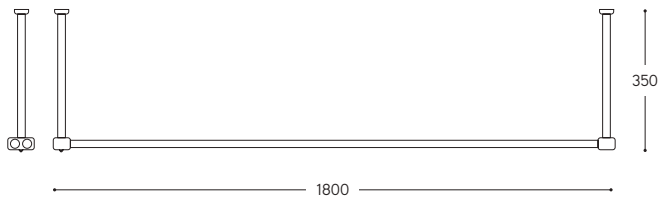
ARTICOLO ITEM	DESCRIZIONE DESCRIPTION	ATTACCO SOCKET	POTENZA POWER	PESO GR. WEIGHT GR.	VOL. IN M ³ VOL. IN M ³	FINITURA FINISHING	FASCIA PREZZO PRICE RANGE
LF1/AM/...	Sospensione in ceramica per supporto modulare comprensiva di cavo 3 mt. / Ceramic pendant for modular support with a 3-meter-long cable	E27	42W	700	0,01	BL, BM, NL, NM, MR AU, CU, PT, PTMATT, AUMATT, CUMATT	B29 B46
LF2/AM/...	Sospensione in ceramica per supporto modulare comprensiva di cavo 3 mt. / Ceramic pendant for modular support with a 3-meter-long cable	E27	42W	700	0,01	BL, BM, NL, NM, MR AU, CU, PT, PTMATT, AUMATT, CUMATT	B29 B46
LF3/AM/...	Sospensione in ceramica per supporto modulare comprensiva di cavo 3 mt. / Ceramic pendant for modular support with a 3-meter-long cable	E27	42W	700	0,01	BL, BM, NL, NM, MR AU, CU, PT, PTMATT, AUMATT, CUMATT	B29 B46
LF4/AM/...	Sospensione in ceramica per supporto modulare comprensiva di cavo 3 mt. / Ceramic pendant for modular support with a 3-meter-long cable	E27	42W	700	0,01	BL, BM, NL, NM, MR AU, CU, PT, PTMATT, AUMATT, CUMATT	B29 B46
LF5/AM/...	Sospensione in ceramica per supporto modulare comprensiva di cavo 3 mt. / Ceramic pendant for modular support with a 3-meter-long cable	E27	42W	700	0,01	BL, BM, NL, NM, MR AU, CU, PT, PTMATT, AUMATT, CUMATT	B29 B46
AM1800/350	Supporto modulare lineare 1800 mm. x 350 mm. / Linear modular support 1800 mm. x 350 mm.			4900	0,03	O	B79
ROS5/...	Rosone multiplo per insieme di 5 lampade / Multiple canopy for 5 suspension lamps			1000	0,02	BM, NM	B36
PRESA3/...	Multipresa a 3 posizioni / Multi socket for 3 positions			1900	0,02	BL, NL	B54
PRESA4/...	Multipresa a 4 posizioni / Multi socket for 4 positions			1900	0,02	BL, NL	B58
PRESA5/...	Multipresa a 5 posizioni / Multi socket for 5 positions			2500	0,02	BL, NL	B66
PRESA6/...	Multipresa a 6 posizioni / Multi socket for 6 positions			2500	0,02	BL, NL	B68
PRESA7/...	Multipresa a 7 posizioni / Multi socket for 7 positions			3400	0,04	BL, NL	B75
PRESA9/...	Multipresa a 9 posizioni / Multi socket for 9 positions			3400	0,04	BL, NL	B80
PLUG	Spina franco/schuko trasparente / Clear french/ schuko plug						B4



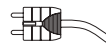
BL = Finitura bianco lucido / Glossy white
BM = Finitura bianco matt / Matte white
NL = Finitura nero lucido / Glossy black
NM = Finitura nero matt / Matte black
MR = Finitura metal rame / Copper metal
PT = Finitura platino / Platinum

AU = Finitura oro / Gold
CU = Finitura rame / Copper
PTMATT = Finitura platino matt / Matte platinum
AUMATT = Finitura oro matt / Matte gold
CUMATT = Finitura rame matt / Matte copper
O = Finitura ottone anticato / Aged brass

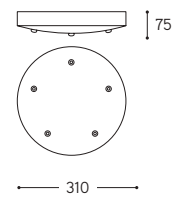
Art. AM1800/350



Art. PLUG

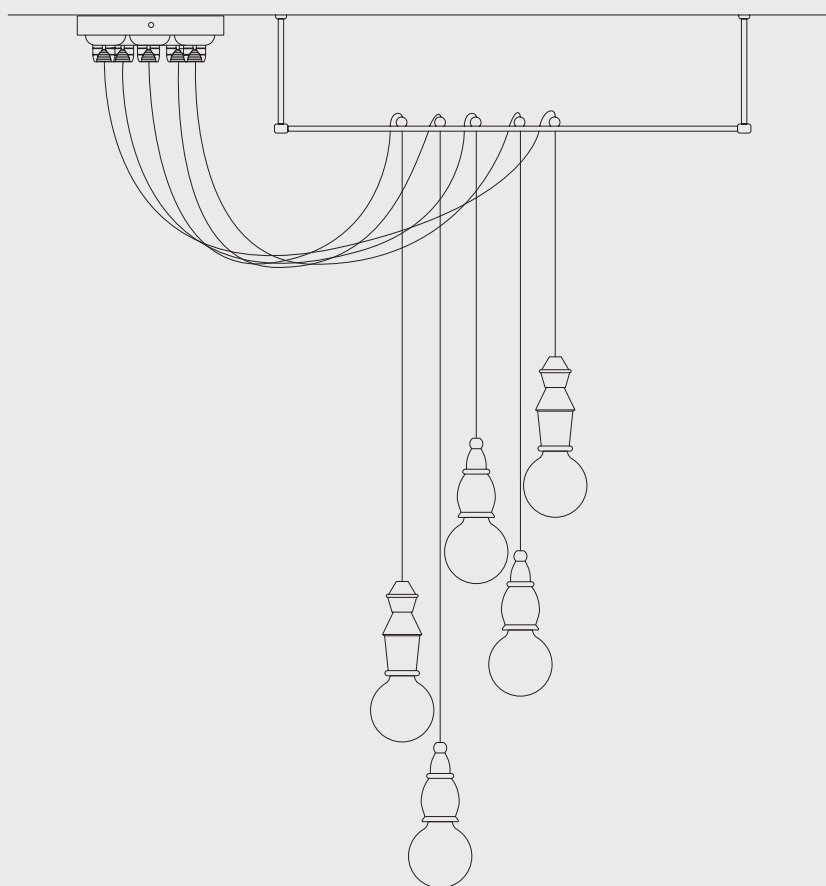


Art. ROS5/...



LINEA
Fate


Esempio di installazione
Example of installation



1 x Art. PRESA5/...



1 x Art. AM1800/350



2 x Art. LF2/AM/...



3 x Art. LF5/AM/...



5 x Art. PLUG

